

NETAFIM™
An Orbia business.

Pipes

Product Catalog

2026 v1.0

Contents

PE Pipes

PE Pipes 5
Irrigation PE tubes & Micro-tubes 9

Blank Driplines

Blank Driplines 13

FlexNet™ Flexible Pipes

FlexNet™ Flexible Pipes 17
Catalog Numbers 21
FlexNet™ to Dripline Connectors 22
FlexNet™ Connectors Kits 23
FlexNet™ Connectors Threading Tools 26
FlexNet™ Spare Parts 26
FlexNet™ Accessories for Sprinklers System 27
NetaStand™ Catalog Numbers 28
Layout and Retrieval Machine 29

Quality Standards

A cornerstone of Netafim's success is the satisfaction of our customers and our continuous strive for excellence. We are committed to implement, maintain and continuously improve a quality management system and we are certified to ISO 9001:2015 quality management system standards.

A Purpose-Led Company

Netafim is part of Orbia, a community of companies working together to tackle some of the world's most complex challenges.
We are bound by a common purpose: To Advance Life Around the World.

About Netafim

Netafim, Orbia's Precision Agriculture business, is the world's largest irrigation company and the global leader in precision agriculture solutions committed to fight scarcity of food, water and land, for a sustainable future.
Founded in 1965, Netafim pioneered the drip revolution, creating a paradigm shift toward precision irrigation.
Today,specializing in end-to-end solutions from the water source to the root zone, Netafim delivers irrigation and greenhouse projects, as well as landscape and mining solutions supported by engineering, project management and financing services. Netafim is also leading the way in digital farming, integrating real-time monitoring, analysis and automated control into one state-of-the-art system.
With 33 subsidiaries, 19 manufacturing plants, 2 recycling plants and 5000 employees worldwide, Netafim delivers innovative, tailor-made irrigation and fertigation solutions to millions of farmers, allowing smallholders to large-scale agricultural producers, in over 110 countries, to grow more with less™. See how Netafim's solutions are driving sustainable agriculture and a food secure future at www.netafim.com



NETAFIM™
An Orbia business.



PE Pipes

PE Pipes

Polyethylene pipes, tubes and micro-tubes for use in agricultural irrigation systems, water delivery systems, sprinkler and micro-sprinkler stands, assembly dripper sets, and automation application.



Benefits & Features

Durable	All pipes are manufactured with UV and oxidation protection, making them durable to solar radiation without significant damage for many years.
Protected	Microorganisms or fungi do not attack PE pipes, either internally or externally.
High Resistance	PE pipes are resistant to saline water, acid or alkaline solutions (excluding highly concentrated solutions) and to most substances employed in agricultural applications.
Adaptable	Available in standard coil lengths, large diameter reels or pipe rods, to meet specific requirements.
High quality materials	Made with quality low or medium density polyethylene resin, especially formulated to resist cracking and kinking, and to ensure long-term reliability.
Precision manufacturing	To ensure the uniformity of internal diameter and wall thickness.

Applications

Open field Orchards Greenhouses

- Suitable for on-surface installation across a wide range of field conditions.
- Delivers uniform hydraulic performance on flat terrain, sloping fields and variable topographies.
- Ideal for precision irrigation in row crops, orchards, greenhouses and nurseries.



Specifications & Recommendations

- Standard irrigation pipes, produced according to Israeli Standard SI 8779 that fits the International Standard ISO 8779.
- Tubes and Micro-tubes 3x5, 4x6.5, 6x8 and 9x12mm, produced according to Netafim™ quality standards for drippers, sprinkler and micro-sprinkler stands.
- Micro-tubes 8mm, produced according to Netafim™ quality standards for hydraulic command and automation systems.

Marking

Each pipe can be identified by its external diameter and by its class (2.5, 4, 5 or 6bar). On each 1 meter of the pipe there is a mark that represents the following:

Standard Irrigation Pipes

1	Netafim Irrigation	20 x 1.5 PN 4	01 2009	PE 63



Tile Coils - Standard Irrigation PE Pipes

Model	Pipe OD (mm)	PN (class)	Max. Working Pressure (bar)	Min. Wall Thickness (mm)	I.D (mm)	Material Class.	Tie Coils Pipe Length				
							25 meter	50 meter	100 meter	200 meter	400 meter
16/4	16	4	4	1	14.0	PE40	40500-004110	40500-004210	40500-004310	40500-004410	40500-004510
20/4	20	4	4	1.2	17.6	PE40	40500-004810	40500-004910	40500-005010	40500-005110	40500-005130
25/4	25	4	4	1.5	22.0	PE40	40500-005510	40500-005610	40500-005710	40500-005910	-
32/4	32	4	4	1.3	29.4	PE63	40500-006205	40500-006310	40500-006410	-	-
32/4 Soft	32	4	4	2.4	27.2	PE32	-	-	40500-006430	-	-
32/6	32	6	6	2.0	28.0	PE63	-	40500-010610	40500-010710	-	-
40/4	40	4	4	1.6	36.8	PE63	-	40500-006700	40500-006900	40500-007000	N/A
40/4 Soft	40	4	4	3.0	34.0	PE32	-	-	40500-007400	-	N/A
40/5	40	5	5	1.9	36.2	PE63	-	-	40500-007450	-	N/A
40/6	40	6	6	1.6	36.8	PE100	-	40550-004639	40550-004640	-	N/A
50/4	50	4	4	2.0	46.0	PE63	-	40500-007600	40500-007800	-	N/A
50/4 Soft	50	4	4	3.7	42.6	PE32	-	40500-008200	40500-008300	-	N/A
50/5	50	5	5	2.4	45.2	PE63	-	-	40500-008380	-	N/A
50/6	50	6	6	2.0	46.0	PE100	-	40550-004649	40550-004650	-	N/A
63/4	63	4	4	2.5	58.0	PE63	-	40500-008500	40500-008700	-	N/A
63/5	63	5	5	3.0	57.0	PE63	-	40500-008770	40500-008780	-	N/A
63/6	63	6	6	3.0	57.0	PE80	-	40550-010189	40550-010190	-	N/A
75/4	75	4	4	2.9	69.2	PE63	-	-	40500-009100	-	N/A
75/5	75	5	5	3.6	67.8	PE63	-	40500-009230	40500-009270	40500-009280	N/A
75/6	75	6	6	2.0	71.0	PE80	-	40550-010194	40550-010195	-	N/A
90/6	90	6	6	3.5	83.0	PE100	-	40550-006500	40550-006550	40500-012550*	N/A

- At water temperatures up to 35°C.

* PE63



Stretched Wrapped Coils - Standard Irrigation PE Pipes

Model	Pipe OD (mm)	PN (class)	Max Working Pressure (bar)	Min. Wall Thickness* (mm)	I.D (mm)	Material Class.	Tie Coils Pipe Length				
							25 meter	50 meter	100 meter	200 meter	400 meter
16/4	16	4	4	1.0	14.0	PE40	-	40500-004200	40500-004300	-	-
20/4	20	4	4	1.2	17.6	PE40	-	40500-004900	40500-005000	40500-005100	-
25/4	25	4	4	1.5	22.0	PE40	-	40500-005600	40500-005700	-	N/A
32/4	32	4	4	1.3	29.4	PE63	40500-005500	-	-	N/A	N/A
32/4 Soft	32	4	4	2.4	27.2	PE32	-	-	-	-	-

- At water temperatures up to 35°C.



Rod Pipes - Standard Irrigation PE Pipes

Model	Pipe OD (mm)	PN (class)	Max. Working Pressure (bar)	Min. Wall Thickness* (mm)	I.D (mm)	Material Class.	Rod Pipes Length	
							5.85 meter	11.85 meter
20/4	20	4	4	1.2	17.6	PE40	40500-004710	-
25/4	25	4	4	1.5	22.0	PE40	40500-005410	-
32/4	32	4	4	1.3	29.4	PE63	40500-006210	40500-006220
40/4	40	4	4	1.6	36.8	PE63	40500-006710	40500-006720
50/4	50	4	4	2.0	46.0	PE63	40500-007510	40500-007520
63/4	63	4	4	2.5	58.0	PE63	40500-008420	
63/6	63	6	6	3.0	57.0	PE80	40550-006470	-

- At water temperatures up to 35°C.



Coiled On Metal Drums - Standard Irrigation PE Pipes

Model	Pipe OD (mm)	PN (class)	Max. Working Pressure (bar)	Min. Wall Thickness* (mm)	I.D (mm)	Material Class.	Big Coils Pipes Length	
							Meters	
16/4	16	4	4	1.0	14.0	PE40	7000	40500-004600
20/4	20	4	4	1.2	17.6	PE40	4500	40500-005300
25/4	25	4	4	1.5	22.0	PE40	2700	40500-006000
32/4	32	4	4	1.4	29.1	PE63	1800	40500-006500
40/4	40	4	4	1.7	36.5	PE63	1100	40500-007050
40/4 Soft	40S	4	4	3.0	34.0	PE32	-	-
50/4 SOFT	50	4	4	3.7	42.6	PE32	700	40500-008350
50/5	50	5	5	2.4	45.2	PE63	700	40500-008390
50/6	50	6	6	2.0	46.0	PE100	700	40550-006450

- At water temperatures up to 35°C.



Colored Gray - Standard Irrigation PE Pipes

Model	Pipe OD (mm)	PN (class)	Max. Working Pressure (bar)	Min. Wall Thickness* (mm)	I.D (mm)	Material Class.	Tie Coils Length			
							50 meter	100 meter	200 meter	400 meter
16/4	16	4	4	1.0	14.0	PE40	-	40500-004320	40500-004420	-
20/4	20	4	4	1.2	17.6	PE40	-	40500-005050	40500-005150	-
25/4	25	4	4	1.5	22.0	PE40	-	40500-005720	40500-005920	-
32/4	32	4	4	1.3	29.4	PE63	40500-006320	40500-006420	-	-
40/4	40	4	4	1.6	36.8	PE63	40500-006740	40500-006920	-	N/A
50/4	50	4	4	2.0	46.0	PE63	-	40500-007820	-	N/A

- At water temperatures up to 35°C.



Colored Purple - Standard Irrigation PE Pipes

Model	Pipe OD (mm)	PN (class)	Max. Working Pressure (bar)	Min. Wall Thickness* (mm)	I.D (mm)	Material Classification	Tie Coils Length
							100 meter
16/4	16	4	4	1.0	14.0	PE40	40560-000800
20/4	20	4	4	1.2	17.6	PE40	-
25/4	25	4	4	1.5	22.0	PE40	40560-001050
32/4	32	4	4	1.3	29.4	PE63	40560-001150
32/6	32	6	6	2.0	28.0	PE63	40560-001660
40/4	40	4	4	1.6	36.8	PE63	40560-001250
50/4	50	4	4	2.0	46.0	PE63	40560-001350
50/6	50	6	6	2.0	46.0	PE100	40560-001700
63/4	63	4	4	2.5	58.0	PE63	40560-001450
63/6	63	6	6	3.0	57.0	PE80	40560-001800
75/6	75	6	6	2.0	71.0	PE80	40560-001900
90/6	90	6	6	3.5	83.0	PE100	40560-002000

- At water temperatures up to 35°C.

Irrigation PE tubes & Micro-tubes

Polyethylene pipes, tubes and micro-tubes for use in agricultural irrigation systems, water delivery systems, sprinkler and micro-sprinkler stands, assembly dripper sets, and automation application



Benefits & Features

Variable diameter options	Netafim offers a comprehensive range of micro-tubes tailored for all irrigation applications and for uses as command tubes and automation. Micro-tubes are available in multiple diameters, colors, and packaging options. Supplied in coils for self-cutting or as long-running command tubes.
Bi-layer gray tubes	Netafim's micro-tubes (3 x 5 mm and 4 x 6.5 mm) are produced with advanced bi-layer technology for superior performance: - Outer layer (skin layer) - gray colored - Inner layer (main layer) - black colored
Bi-layer advantages	No clogging: Prevents light penetration, reducing algae development and dripper clogging UV Protection: Contains carbon black for superior UV resistance and longevity Durability: Improved durability flexibility, and overall product quality

Applications

Open field | Orchards | Greenhouses | Gardening

- Suitable for on-surface installation across a wide range of field conditions.
- Delivers uniform hydraulic performance on flat terrain, sloping fields and variable topographies.
- Ideal for precision irrigation in row crops, orchards, greenhouses and nurseries.





Tie Coils - Irrigation PE tubes & Micro-tubes

Model	Pipe OD (mm)	Pipe ID (mm)	Max. Working Pressure (bar)	Material Class.	Color	Tie Coils Length			
						100 meter	200 meter	500 meter	1,000 meter
5 x 3	5.0	3.3	4	Spe	Black	40000-002000	40000-002100	40000-002200	40000-002250
5 x 3	5.0	3.3	4	Spe	Gray	40005-000202	40005-000201	40005-000200	40005-000203
5 x 3	5.0	3.3	4	Sspe	Black	40000-002050	-	40000-002220	-
5 x 3	5.0	3.3	4	Sspe	Gray	40005-000102	40005-000103	40005-000101	40005-000104
6.5 x 4	6.5	4.0	4	Spe	Black	40000-004700	40000-004800	40000-004900	-
6.5 x 4	6.5	4.0	4	Sspe	Black	40000-004840	-	-	-
6.5 x 4	6.5	4.0	4	Sspe	Gray	-	40005-004850	40005-004950	-
8 x 6	8.0	5.5	4	Spe	Black	40000-006510	-	40000-006580	-
12 x 9	12.0	8.7	4	Spe	Black	40000-005530	-	-	-

- At water temperatures up to 35°C.
- All Gray colored micro-tubes produced in bi-layer structure.



tubes Cut Pieces - Irrigation PE tubes & Micro

Model	Pipe OD (mm)	Pipe ID (mm)	Max. Working Pressure (bar)	Material Class.	Color	Cut Pieces Pipe Length (meter)								
						0.15	0.30	0.40	0.50	0.60	0.90	1.00	1.20	1.50
5 x 3	5.0	3.3	4	Spe	Black	-	40000-002500	-	-	40000-002800	40000-003000	40000-003030	-	40000-003065
5 x 3	5.0	3.3	4	Spe	Gray	-	-	40005-000206	40005-000205	40005-000204	-	40000-003032	-	-
5 x 3	5.0	3.3	4	Sspe	Black	-	-	-	-	40000-002815	40000-003015	40000-003040	-	-
5 x 3	5.0	3.3	4	Sspe	Gray	-	40000-002540	40005-000105	40005-000106	40000-002810	40000-003020	40005-000107	-	40000-003080
6.5 x 4	6.5	4.0	4	Spe	Black	-	40000-005040	-	-	40000-005100	40000-005170	40000-005220	40000-005260	40000-005340
6.5 x 4	6.5	4.0	4	Sspe	Black	40000-005015	-	-	-	-	-	-	-	-
6.5 x 4	6.5	4.0	4	Sspe	Gray	40000-005020	40000-005070	-	-	40000-005120	40000-005190	40000-005290	40000-005280	40000-005360
8 x 6	8.0	5.5	4	Spe	Black	-	-	-	-	40000-006160	-	40000-006210	40000-006260	40000-006310
12 x 9	12.0	8.7	4	Spe	Black	-	-	-	-	40000-005460	40000-005480	40000-005490	40000-005510	40000-005520

- At water temperatures up to 35°C.
- All Gray colored micro-tubes produced in bi-layer structure.



Tie Coils - control tubes

Model	Pipe OD (mm)	Pipe ID (mm)	Max. Working Pressure (bar)	Material Class.	Color		Tie Coils Pipe Length		
					Pipe Color	Stripes Color	100 meter	200 meter	500 meter
8	8.0	5.5	10	PE	Black	-	40000-012500	40000-012600	40000-012700
8	8.0	5.5	10	PE		1 stripe Blue	40000-012800	-	40000-013800
8	8.0	5.5	10	PE		1 stripe Green	40000-012900	-	40000-013900
8	8.0	5.5	10	PE		1 stripe Red	40000-013000	-	40000-014000
8	8.0	5.5	10	PE		1 stripe White	40000-013100	-	40000-014100
8	8.0	5.5	10	PE		1 stripe Yellow	40000-013200	-	40000-014200
8	8.0	5.5	10	PE		2 stripes Blue	40000-014300	-	-
8	8.0	5.5	10	PE		2 stripes Green		-	-
8	8.0	5.5	10	PE		2 stripes Red	40000-014500	-	-
8	8.0	5.5	10	PE		2 stripes White	40000-014600	-	-
8	8.0	5.5	10	PE		2 stripes Yellow	40000-014700	-	-
8	8.0	5.5	10	PE		3 stripes Blue	-	-	-
8	8.0	5.5	10	PE		3 stripes Green	-	-	-
8	8.0	5.5	10	PE		3 stripes Red	-	-	-
8	8.0	5.5	10	PE		3 stripes White	-	-	-
8	8.0	5.5	10	PE		3 stripes Yellow	-	-	-
8	8.0	5.5	10	PE		4 stripes Blue	-	-	-
8	8.0	5.5	10	PE		4 stripes Green	-	-	-
8	8.0	5.5	10	PE		4 stripes Red	-	-	-
8	8.0	5.5	10	PE		4 stripes White	-	-	-
8	8.0	5.5	10	PE		4 stripes Yellow	-	-	-

- At water temperatures up to 35°C.

NETAFIM™
An Orbia business.



Blank Driplines

Blank Driplines

Blank driplines (without drippers inside).
For use in agricultural drip, micro-sprinkler, landscape, mining irrigation systems.



Benefits & Features

Superb quality	Made with the finest available low/medium density polyethylene resin, especially formulated to resist cracking and kinking, and to ensure long-term reliability.
High durability	All pipes are manufactured with UV and oxidation protection making them durable to solar radiation without significant damage for many years. Microorganisms or fungi do not attack PE pipes, either internallyor externally, PE pipes are resistant to saline water, acid or alkaline solutions (excluding highly concentrated solutions) and to most substances employed in agricultural applications.
ISO 9261 certified	The blank driplines meets ISO 9261 Standards with certified production, utilizing high standard manufacturing to ensure the uniformity of internal diameter and wall thicknes.

Applications

Open field | Orchards | Greenhouses | Mining | Gardening

- Suitable for on-surface installation across a wide range of field conditions.
- Delivers uniform hydraulic performance on flat terrain, sloping fields and variable topographies.
- Ideal for precision irrigation in row crops, orchards, greenhouses and nurseries.



Specifications & Recommendations

- PE pipes (100% PE, totally recyclable)
- Inside diameters and wall thicknesses according to the Netafim™ dripline product basket can be used as a risers, connectors or distribution pipes
- Can be used as distribution pipes for micro-sprinkler irrigation systems
- Available in standard coil lengths
- High UV resistance. Resistant to standard nutrients / chemicals used in agriculture, landscape, mining

Marking

- On each 1 meter of the blank dripline there is a mark that represents the following:

Netafim	---	16	1.23 mm	---	Np 4.0	Day (a-g)/week (1-52) /year(yyyy)	xxx	ISO 9261
Company name	Dripper name	Commercial diameter (no unit)	Wall thickness: wt=<0.63 mm - [mil], wt=>0.63-[mm]	Flow rate (l/h)	Max. working pressure (no unit)	Date	Line no.	ISO

Technical and Logistical Information

Blank driplines on bundled coil	Inside diameter (mm)	Wall thickness (mm)	Outside diameter (mm)	Coil lenght (meter)	Total coils in a 40 feet container	Average coil weight (kg)	Max.Working pressure (bar)
12010	10.6	1.0	12.6	600	370	19.0	4.0
16010	14.2	1.0	16.2	25	1920	1.5	3.5
				50	1440	2.8	
				100	960	4.5	
				200	480	9.0	
				300	352	13.5	
				500	352	22.3	
16012	14.2	1.2	16.6	25	1920	1.5	4.0
				50	1440	2.8	
				100	960	5.5	
				200	480	11.0	
				300	352	16.5	
				400	352	21.8	
17012	14.6	1.2	17.0	25	1920	1.5	4.0
				50	1440	2.9	
				100	960	5.7	
				200	480	11.2	
				300	352	17.3	
				400	352	22.5	
20010	17.5	1.0	19.5	100	960	5.5	3.5
				200	450	11.0	
				300	330	16.5	
20012	17.5	1.2	19.9	100	960	6.7	4.0
				200	450	13.3	
				300	330	19.9	

Blank PE - black

	100 (m)	200 (m)	300 (m)	400 (m)
12010				
16012	19950-001000		19950-001100	19950-001200
16010	19950-001400	19950-001410	19950-001415	19950-001420
17012	19950-004600	19950-004700		19950-004900
20012		19950-008300	19950-008400	
20010			19950-008700	



Blank PE driplines - bright white skin*

	25 (m)	50 (m)	300 (m)	305 (m)	405 (m)
16012	19950-000600	19950-000605			19950-000610
20012	19950-000700	19950-000705	19950-000706	19950-000710	



Blank PE driplines - brown skin*

	25 (m)	50 (m)	100 (m)	200 (m)	500 (m)
16012	19950-002700	19950-002720	19950-002740		
16010			19950-003400	19950-003500	19950-003600
17012			19950-006800		



Blank PE driplines - dark brown skin*

	25 (m)	50 (m)	100 (m)
12010	19950-19950-000910	19950-000920	19950-000930
16012	19950-003100	19950-003120	



Blank PE driplines - purple skin*

	200 (m)	300 (m)	400 (m)
16010	19950-003970		
17012			
20012			



Blank PE driplines - light gray skin*

	300 (m)	400 (m)	500 (m)
16012			
16010			19950-003700
17012			
20012	19950-000038		



NETAFIM™
An Orbia business.



FlexNet™ Flexible Pipes

FlexNet™ Flexible Pipes

Innovative leak free mainline and sub-main pipes that are easy to install, retrieve and relocate. Made from reinforced polypropylene with integral fittings.



Benefits & Features

Saves labor	Reduced labor through simple and fast installation and retrieval, that is achieved due to low product weight, pre-ordered welded outlets at a spacing that match farmer needs, and specially-designed dripline connectors that require no glue or Teflon.
Leak free	Reduced weeding and muddy spots thanks to perfect sealing between the patented outlets and the pipe, that are guaranteed to provide top performance over many years.
Zero snaking	Driplines remain in the same position throughout the entire season due to avoidance of the "snaking" phenomenon that is prevalent with other sub-main pipes in the market.
High durability	Product longevity is achieved through unique weaving that provides both strength and light weight and thus allow numerous layings and retrievals. White colored for high thermal resistance, high chemical resistance and UV resistance.
Complete solution	Full suite of auxiliary products that ensure simplicity, connectivity and maintenance that guarantees product's extended performance.

Applications

Open field | Greenhouses | Mining

- Suitable for on-surface installation across a wide range of field conditions.



Specifications & Recommendations

	FlexNet™		FlexNet™ MP		FlexNet™ HP	
ISO 16438 Standard Compatibility	✓		✓		✓	
Available Diameters	2", 3", 4", 5", 6", 8", 10", 12"		2", 3", 4", 5", 6", 8", 10", 12"		2", 3", 4", 5," 6", 8"	
Coil Length	50 or 100 meter		50 or 100 meter		50 or 100 meter	
Welded Outlet Size	½" BSPT	¾" BSPT	½" BSPT	¾" BSPT	½" BSPT	¾" BSPT
Welded Outlet Color	Green	Gray	Green	Gray	Green	Gray
Colored Stripe For Easy Identification	Black		Black		Red	
Raw Material	PP		PP		PP	
Maximum Working Pressure	Depending on pipe diameter (see tables below)					

FlexNet™ Technical Data

FlexNet™	Inside Diameter (mm)	Wall Thickness (mm)	Outside Diameter (mm)	Max. Working Pressure (bar) ½", ¾"
2" / 51 mm	51.5	0.75	53.2	2.5
3" / 78 mm	78.3	0.75	80.0	2.0
4" / 102 mm	102.5	0.75	104.2	1.7
5" / 129 mm	129.0	0.75	130.5	1.5
6" / 163 mm	163.0	0.75	164.7	1.4
8" / 209 mm	209.0	0.75	210.7	1.0
10" / 260 mm	260.0	0.75	261.7	0.8
12" / 320 mm	320.0	0.75	321.7	0.65

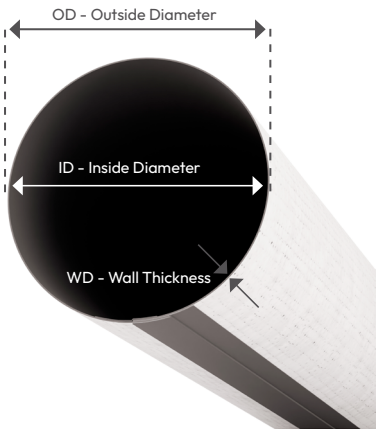

FlexNet™ Packaging Data

FlexNet™	Coil Length (m)	Dimensions Width x Diameter* (cm x cm)	Coil Weight Blank / With Connectors (kg)	Coils Per Pallet (units)	Coil Length (m)	Dimensions Width x Diameter (cm x cm)	Coil Weight Blank /With Connectors (kg)	Coils Per Pallet Blank /With Connectors (units)
2"/51 mm	100	10.0 x 70	12/13	20	50	10.0 x 55	6/7	30/20
3"/78 mm	100	14.2 x 70	17/18	14	50	14.2 x 55	8/9	21/14
4"/102 mm	100	18.5 x 70	21/22	12	50	18.5 x 55	11/12	18/12
5"/129 mm	100	22 x 70	26/27	10	50	22 x 55	13/14	15/10
6"/163 mm	100	27.5 x 70	32/33	8	50	27.5 x 55	16/17	12/8
8"/ 209 mm	100	33.5 x 70	40/41	6	50	33.5 x 55	20/21	9/6
10''/260 mm	100	42.5 x 70	49/50	4	50	42.5 x 55	25/26	6/4
12''/320 mm	100	51.5 x 70	60/61	4	50	51.5 x 55	30/31	6/4



- Coils dimensions may vary according to the spacing between the integral connectors.
- FXN LP TW coil weight is 20% higher than the table reference values.

FlexNet™ MP Technical Data

FlexNet™ MP	Inside Diameter (mm)	Wall Thickness* (mm)	Outside Diameter (mm)	Max. Working Pressure (bar) ½", ¾"
2" / 51 mm	51.5	0.75	53.2	3.0
3" / 78 mm	78.3	0.75	80.0	2.7
4" / 102 mm	102.5	0.75	104.2	2.5
5" / 129 mm	129.0	0.75	130.5	2.0
6" / 163 mm	163.0	0.75	164.7	1.8
8" / 209 mm	209.0	0.75	210.7	1.4
10" / 260 mm	260.0	0.75	261.7	
12" / 320 mm	320.0	0.75	321.7	

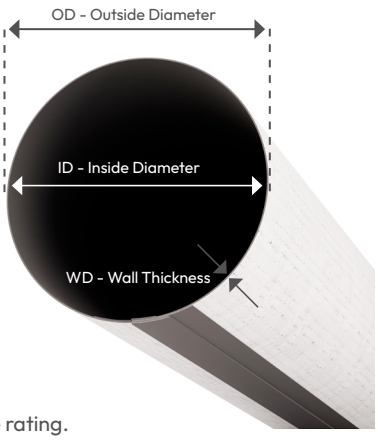

- The MP wall thickness is similar to the LP, but its different weaving structure results in a higher pressure rating.

FlexNet™ MP Packaging Data

FlexNet™ MP	Coil Length (m)	Dimensions Width x Diameter* (cm x cm)	Coil Weight Blank / With Connectors (kg)	Coils Per Pallet (units)	Coil Length (m)	Dimensions Width x Diameter (cm x cm)	Coil Weight Blank / With Connectors (kg)	Coils Per Pallet Blank / With Connectors (units)
2"/ 51 mm	100	10.0 x 70	12/13	20	50	10.0 x 55	6/7	30/20
3"/ 78 mm	100	14.2 x 70	17/18	14	50	14.2 x 55	8/9	21/14
4"/ 102 mm	100	18.5 x 70	21/22	12	50	18.5 x 55	11/12	18/12
5"/ 129 mm	100	22 x 70	26/27	10	50	22 x 55	13/14	15/10
6"/ 163 mm	100	27.5 x 70	32/33	8	50	27.5 x 55	16/17	12/8
8"/ 209 mm	100	33.5 x 70	40/41	6	50	33.5 x 55	20/21	9/6
10"/ 260 mm	100	42.5 x 70	49/50	4	50	42.5 x 55	25/26	6/4
12" / 320 mm	100	51.5 x 70	60/61	4	50	51.5 x 55	30/31	6/4



- Coils dimensions may vary according to the spacing between the integral connectors.

FlexNet™ HP Technical Data

FlexNet™ HP	Inside Diameter (mm)	Wall Thickness (mm)	Outside Diameter (mm)	Max. Working Pressure (bar) ½"	Max. Working Pressure (bar) ¾"
2" / 51mm	51.5	1.1	53.7	4.0	4.0
3" / 78mm	78.3	1.1	80.5	4.0	4.0
4" / 102mm	102.5	1.1	104.7	4.0	4.0
5" / 129mm	129.0	1.1	131.2	3.0	3.0
6" / 163mm	163.0	1.1	165.2	2.8	2.5
8" / 209mm	209.0	1.1	210.7	2.0	1.8

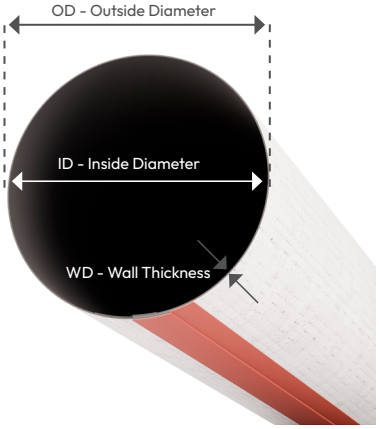

FlexNet™ HP Packaging Data

FlexNet™ HP	Coil Length (m)	Dimensions Width x Diameter* (cm x cm)	Coil Weight Blank / With Connectors (kg)	Coils Per Pallet (units)	Coil Length (m)	Dimensions Width x Diameter (cm x cm)	Coil Weight Blank / With Connectors (kg)	Coils Per Pallet (units)
2"/ 51mm	100	9.0 x 70	17/19	20	50	9.0 x 55	9/10	20
3"/ 78mm	100	14.0 x 70	24/26	14	50	14.0 x 55	13/14	14
4"/ 102mm	100	18.5 x 70	31/32	12	50	18.5 x 55	16/17	12
5" / 129mm	100	22.0 x 70	38/39	10	50	22.0 x 55	17/18	10
6"/ 163mm	100	27.5 x 70	47/48	8	50	27.5 x 55	24/25	8
8"/ 209mm	100	33.5 x 70	58/59	6	50	33.5 x 55	29/30	6



- Coils dimensions may vary according to the spacing between the integral connectors.

FlexNet™ Packaging Data within Container

Diameter	Pallets in a 40 foot HC container	Coils in a 40 foot HC container	Total meters in a 40 foot HC container	Pallets in a 20 foot container	Coils in a 20 foot container	Total meters in a 20 foot container
2"	44	880	88,000	20	400	40,000
3"		616	61,600		280	28,000
4"		528	52,800		240	24,000
5"		440	44,000		200	20,000
6"		352	35,200		160	16,000
8"		264	26,400		120	12,000
10"		176	17,600		80	8,000
12"		176	17,600		80	8,000



- Calculated for a 100 m coil length.
- A 40 foot High Cube (HC) container with an internal height of 2.69 m, providing improved volume utilization.

Catalog Numbers

Because of the wide range of available configurations, the final catalog number must be confirmed with your local Netafim™ representative after completing the product definition.
Complete the product specification using the options provided in the following flow chart.
How to use: Select one option from each category in the chart to define the most appropriate product configuration for your application.

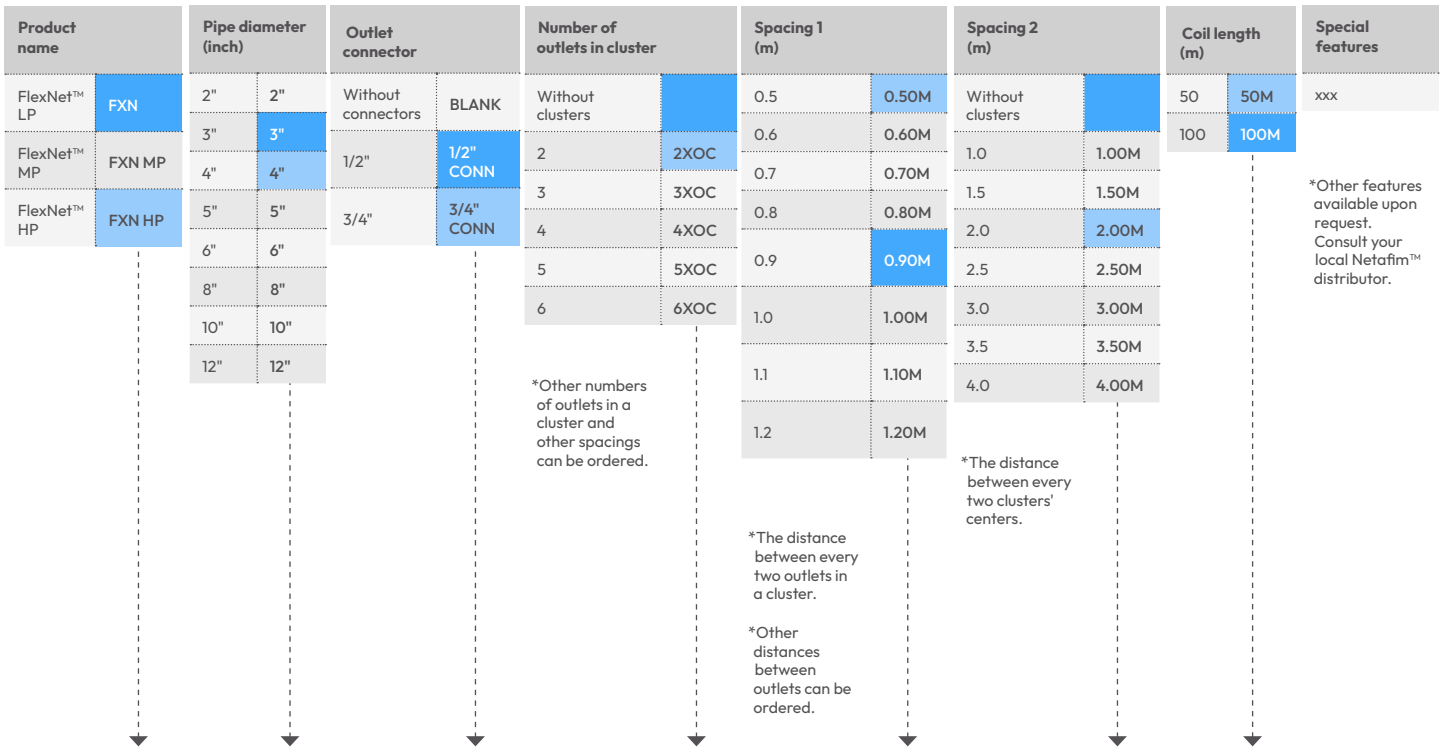

FXN 3" 1/2" CONN 0.90M 100M

FXN HP 4" 3/4" 2XOC 0.50M 2.00M 50M

Catalog description example

- Additional catalog numbers, connector spacing options, and configurations are available through the FlexNet™ Online Configurator http: productconfig.netafim.com/ or upon request.
- FXN LP TW catalog numbers available in MG 43002 with TW added to the material description.

FlexNet™ to Dripline Connectors

- To use with integral welded connectors.
- All connectors are compatible with LP, MP and HP.
- Pictures are illustrative only. Not Shown to scale or in actual colors.

Start Connector for TWD/MWD* Driplines

Ring		Elbow	Elbow ***	Tee	Tee ***
Product Picture					
12 mm	½"	32500-003350	-	32500-002560	-
	¾"	-	-	-	-
16 mm	½"	32500-015381	32500-015380 32500-017600	32500-015341	32500-015340 32500-017600
	¾"	32510-000140**	-	32510-000240**	-
22 mm	½"	32500-034020	32500-034000 32500-017740	32500-034120	32500-034100 32500-017740
	¾"	32510-000160**	-	32510-000260**	-
25 mm	½"	32500-034220	-	32500-034320	-
	¾"	-	-	-	-

Twist Lock		Elbow	Tee
Product Picture			
16 mm	½"	32520-000160	32520-000260
	¾"	32520-000170	32520-000270
22 mm	½"	32520-000180	32520-000280
	¾"	32520-000190	32520-000290

Ring DL Valves ****		Elbow	Tee
Product Picture			
16 mm	½"	32540-100010	32540-100030
22 mm	½"	32540-100020	32540-100040

* TWD - Thin Wall Driplines / MWD - Medium Wall Driplines.
** Up to 20.0 mil.
*** For MWD.
**** Up to 15.0 mil.

Start Connector for HWD* Driplines

Barb		Elbow	Tee
Product Picture			
16 mm	½"	32500-012700	32500-011600
	¾"	32500-012800	32500-011800
20 mm	½"	32500-014500	32500-014550
	¾"	32500-010100	32500-008800

Twist Lock HWD		Elbow	Tee
Product Picture			
16 mm	½"	32530-000150	32530-000250
	¾"	32530-000160	32530-000260
20 mm	½"	32530-000170	32530-000270
	¾"	32530-000180	32530-000280

* HWD - Heavy Wall Driplines.

FlexNet™ Connectors Kits

Note: All the products are supplied as a kit including the seal and metal band.

Product Picture	Product Description	Catalog Number	FlexNet™	FlexNet™ MP	FlexNet™ HP
Coupling Connector					
	FXN COUPLING 2" X 2" KIT	43040-018000	✓	✓	✓
	FXN COUPLING 3" X 3" KIT	43040-018150	✓	✓	✓
	FXN COUPLING 4" X 4" KIT	43040-018300	✓	✓	✓
	FXN COUPLING 5" X 5" KIT	43040-018305	✓	✗	✗
	FXN COUPLING 6" X 6" KIT	43040-031600	✓	✗	✗
	FXN COUPLING 8" X 8" KIT	43040-031700	✓	✗	✗
	FXN COUPLING 10" X 10" KIT	43040-031800	✓	✗	✗
	FXN COUPLING 12" X 12" KIT	43040-031900	✓	✗	✗
	FXN HP COUPLING 5" X 5" KIT 4 CLAMP	43040-100703	✓	✓	✓
	FXN HP COUPLING 6" X 6" KIT 4 CLAMP	43040-100600	✓	✓	✓
	FXN HP COUPLING 8" X 8" KIT 4 CLAMP	43040-100700	✓	✓	✓
Coupling Connector with Ready Made Port*					
	FXN COUPLING 2"+½ FTH BSP KIT	43040-030600	✓	✓	✓
	FXN COUPLING 3"+½" FTH BSP KIT	43040-030700	✓	✓	✓
	FXN COUPLING 4"+½" FTH BSP KIT	43040-030800	✓	✓	✓
Line End Cap Connector					
	FXN LINE END CAP 2" KIT	43040-020710	✓	✓	✓
	FXN LINE END CAP 3" KIT	43040-020720	✓	✓	✓
	FXN LINE END CAP 4" KIT	43040-020730	✓	✓	✓
	FXN LINE END CAP 6" KIT	43040-000400	✓	✗	✗
	FXN LINE END CAP 8" KIT	43040-000401	✓	✗	✗
	FXN LINE END CAP 10" KIT	43040-000402	✓	✗	✗
	FXN LINE END CAP 12" KIT	43040-000403	✓	✗	✗
Barb x MTH BSP Adaptor					
	FXN MTH 2"BSP X 2" KIT	43040-018050	✓	✓	✓
	FXN MTH 3"BSP X 3" KIT	43040-018200	✓	✓	✓
	FXN MTH 4"BSP X 4" KIT	43040-018350	✓	✓	✓
Barb x MTH NPT Adaptor					
	FXN MTH 2"NPT X 2" KIT	43040-018205	✓	✓	✓
	FXN MTH 3"NPT X 3" KIT	43040-018210	✓	✓	✓
	FXN MTH 4"NPT X 4" KIT	43040-018380	✓	✓	✓

* ½" threaded outlet

Product Picture	Product Description	Catalog Number	FlexNet™	FlexNet™ MP	FlexNet™ HP
Barb x MTH BSP Adaptor with Ready Made Port*					
	FXN MTH 2"BSP X 2"+½" FTH BSP KIT	43040-030900	✓	✓	✓
	FXN MTH 3"BSP X 3"+½ FTH BSP KIT	43040-031000	✓	✓	✓
	FXN MTH 4"BSP X 4"+½" FTH BSP KIT	43040-031100	✓	✓	✓
Barb x PVC SW Adaptor					
	FXN SW ADAPTER ISO 50/63 X 2" KIT	43040-018100	✓	✓	✓
	FXN SW ADAPTER ISO 75/90 X 3" KIT	43040-018250	✓	✓	✓
	FXN SW ADAPTER ISO 110" X 4" KIT	43040-018400	✓	✓	✓
	FXN SW ADAPTER ASTM 1½/2" X 2" KIT	43040-018605	✓	✓	✓
	FXN SW ADAPTER ASTM 2½/3" X 3" KIT	43040-018610	✓	✓	✓
	FXN SW ADAPTER ASTM 4" X 4" KIT	43040-018381	✓	✓	✓
	FXN SW ADAPTER ISO 125MM X 5" KIT	43040-018306	✓	✗	✗
	FXN SW ADAPTER ISO 160MM X 6" KIT	43040-032000	✓	✗	✗
	FXN SW ADAPTER ISO 200MM X 8" KIT	43040-032100	✓	✗	✗
	FXN SW ADAPTER ISO 250MM X 10" KIT	43040-032200	✓	✗	✗
	FXN SW ADAPTER ISO 315MM X 12" KIT	43040-032300	✓	✗	✗
	FXN SW ADAPTER ASTM 6" KIT	43040-032400	✓	✗	✗
	FXN SW ADAPTER ASTM 8" KIT	43040-032500	✓	✗	✗
	FXN SW ADAPTER ASTM 10" KIT	43040-032600	✓	✗	✗
	FXN SW ADAPTER ASTM 12" KIT	43040-032700	✓	✗	✗
	FXN HP SW ISO 129MM X 5" KIT 2 CLAMP	43040-100704	✓	✓	✓
	FXN HP SW ISO 160MM X 6" KIT 2 CLAMP	43040-100601	✓	✓	✓
	FXN HP SW ISO 200MM X 8" KIT 2 CLAMP	43040-100701	✓	✓	✓
	FXN HP SW ASTM 6" X 6" KIT 2 CLAMP	43040-100602	✓	✓	✓
	FXN HP SW ASTM 8" X 8" KIT 2 CLAMP	43040-100702	✓	✓	✓
Barb x PVC SW ISO Adaptor with Ready Made Port*					
	FXN SW ADAPTER ISO 50/63 X 2"+½" FTH KIT	43040-031200	✓	✓	✓
	FXN SW ADAPTER ISO 75/90*3"+½" FTH KIT	43040-031300	✓	✓	✓
	FXN SW ADAPTER ISO 110" X 4"+½" FTH KIT	43040-031400	✓	✓	✓
Elbow Connector					
	FXN ELBOW 2" X 2" KIT	43040-018900	✓	✓	✓
	FXN ELBOW 3" X 3" KIT	43040-019000	✓	✓	✓
	FXN ELBOW 4" X 4" KIT	43040-019100	✓	✓	✓
	FXN ELBOW 6" X 6" KIT	43040-000410	✓	✗	✗
	FXN ELBOW 8" X 8" KIT	43040-000411	✓	✗	✗
	FXN ELBOW 10" X 10" KIT	43040-000412	✓	✗	✗
	FXN ELBOW 12" X 12" KIT	43040-000413	✓	✗	✗

* ½" threaded outlet.

* ½" threaded outlet.

Product Picture	Product Description	Catalog Number	FlexNet™	FlexNet™ MP	FlexNet™ HP
"T" Connector					
	FXN TEE 2" X 2" X 2" KIT	43040-019500	✓	✓	✓
	FXN TEE 3" X 3" X 3" KIT	43040-019600	✓	✓	✓
	FXN TEE 4" X 4" X 4" KIT	43040-019700	✓	✓	✓
	FXN TEE 6" X 6" X 6" KIT	43040-	✓	✗	✗
	FXN TEE 8" X 8" X 8" KIT	43040-000421	✓	✗	✗
	FXN TEE 10" X 10" X 10" KIT	43040-000422	✓	✗	✗
	FXN TEE 12" X 12" X 12" KIT	43040-000423	✓	✗	✗
"T" Transition Connector					
	FXN TEE 3" X 2" X 3" KIT	43040-020100	✓	✓	✓
	FXN TEE 4" X 3" X 4" KIT	43040-020200	✓	✓	✓
Transition Connector					
	FXN REDUCING ADAPTER 3" X 2" KIT	43040-020300	✓	✓	✓
	FXN REDUCING ADAPTER 4" X 3" KIT	43040-020400	✓	✓	✓
	FXN REDUCING ADAPTER 6" X 4" KIT	43040-031608	✓	✗	✗
	FXN REDUCING ADAPTER 8" X 6" KIT	43040-000430	✓	✗	✗
	FXN REDUCING ADAPTER 10" X 8" KIT	43040-000431	✓	✗	✗
	FXN REDUCING ADAPTER 10" X 12" KIT	43040-000435	✓	✗	✗
Flange-Barb					
	FXN FLANGE ISO63 X 2" KIT	43040-030000	✓	✓	✓
	FXN FLANGE ISO90 X 3" KIT	43040-030100	✓	✓	✓
	FXN FLANGE ISO110 X 4" KIT	43040-030200	✓	✓	✓
	FXN FLANGE ISO160 X 6" KIT	43040-000300	✓	✗	✗
	FXN FLANGE ISO200 X 8" KIT	43040-000301	✓	✗	✗
	FXN FLANGE ISO260 X 10" KIT	43040-000302	✓	✗	✗
	FXN FLANGE ISO320 X 12" KIT	43040-000303	✓	✗	✗
Flushing Line End					
	FXN FLUSH VALVE X 2" KIT	43040-030300	✓	✓	✓
	FXN FLUSH VALVE X 3" KIT	43040-030400	✓	✓	✓
	FXN FLUSH VALVE X 4" KIT	43040-030500	✓	✓	✓
	FXN FLUSH VALVE X 6" KIT	43040-030501	✓	✗	✗
	FXN FLUSH VALVE X 8" KIT	43040-030502	✓	✗	✗
	FXN FLUSH VALVE X 10" KIT	43040-030503	✓	✗	✗
	FXN FLUSH VALVE X 12" KIT	43040-030504	✓	✗	✗

- If you work with LP pressures with MP pipe, you are allowed to use LP connectors.
- Recommended tightening torque [2"-14NM, 3"-4"-17NM, 6"-12"=22NM].
- Two clamps on each side are needed with HP connectors 5" and above due to nominal pressure.

FlexNet™ Connectors Threading Tools

Product Picture	Product Description	Catalog Number	FlexNet™	FlexNet™ MP	FlexNet™ HP
	½" BSP HAND TAP (THREAD)	45000-003185	✓	✓	✓
	FLAT WOOD DRILL BIT 18MM FOR BSP ½" TAP	45000-003162	✓	✓	✓

FlexNet™ Spare Parts

Product Picture	Product Description	Catalog Number	FlexNet™	FlexNet™ MP	FlexNet™ HP
	FXN SS304 CLAMP 2"	43040-100000	✓	✓	✓
	FXN SS304 CLAMP 3"	43040-100010	✓	✓	✓
	FXN SS304 CLAMP 4"	43040-100020	✓	✓	✓
	FXN SS304 CLAMP 5"	43040-018309	✓	✓	✓
	FXN SS304 CLAMP 6"	43040-100030	✓	✓	✓
	FXN SS304 CLAMP 8"	43040-100040	✓	✓	✓
	FXN SS304 CLAMP 10"	43040-100050	✓	✓	✓
	FXN SS304 CLAMP 12"	43040-100060	✓	✓	✓
	FXN ORING SEAL EPDM 40*4.538 FOR 2"	43040-006200	✓	✓	✓
	FXN ORING SEAL EPDM 60X4.5 FOR 3"	43040-006230	✓	✓	✓
	FXN ORING SEAL EPDM 80X4.5 FOR 4"	43040-006260	✓	✓	✓
	FXN RUBBER SEAL F/BARB CONN. 5"	43040-018310	✓	✓	✓
	FXN RUBBER SEAL F/BARB CONN. 6"	43020-010000	✓	✓	✓
	FXN RUBBER SEAL F/BARB CONN. 8"	43020-010050	✓	✓	✓
	FXN RUBBER SEAL F/BARB CONN.10"	43020-010100	✓	✓	✓
	FXN RUBBER SEAL F/BARB CONN.12"	43020-010150	✓	✓	✓
	FXN PLUG ½" MTH+O RING/50 BAG	42000-027105	✓	✓	✓
	FXN PLUG ½" MTH+O RING/100 BAG	42000-027110	✓	✓	✓
	NETAFIX NFP PUNCTURE FIX KIT BOX	42000-007000	✓	✓	✓
	NETAFIX NFP SPARE PARTS /20 BAG	42000-007010	✓	✓	✓

FlexNet™ Accessories for Sprinklers System

Product Picture	Product Description	Catalog Number
	FEMALE PRESS FIT CONN. + 1.2 METER 9*12 TUBE + BARB/MALE F&S CONNECTION These 3 products are supplied assembled, and as separate products in the same box: flat female ½" male threaded s&f conn. + stake adapter that fits a 6mm rod	64020-006150
	IMP SPR STAND 9X12 120CM W/OSTK F&S FLX	64520-004910
	SPR STAND QUICK CONN MALE/BARB 12+"O" RING	65080-005060
	SPR STAND FTN F&S CONN FEMALE/ ½" MTH	65080-005210
	SPR STAND F&S CONN LOCKING SLEEVE 12	65080-005090
	MEGA-BASE	64520-002480
	MEGA-SUPPORTING ARM	64520-002485
	MEGA-RISER ½" 0.4 METER LENGTH ½" MALE THREADED - ½" FEMALE THREADED	64520-002490
	METAL ROD, 6 MM DIAMETER, 100 CM LENGTH	65080-001100
	METAL ROD, 6 MM DIAMETER, 120 CM LENGTH	65080-001200
	METAL ROD, 8 MM DIAMETER, 100 CM LENGTH	65080-001600
	METAL ROD, 8 MM DIAMETER, 120 CM LENGTH	65080-001700

- For more information please see Netafim™ Micro Sprinklers, Micro Emitters & Sprinklers catalogue.

NetaStand™ Catalog Numbers

Product Picture	Product Description	Catalog Number
	BASE NETASTAND FTH ½"-24/CAR: BASE FOR ½" RISER Order by box: 1 box contains 24 units	60101-000900
	BASE NETASTAND FTH ¾"-24/CAR. BASE FOR ¾" RISER Order by box: 1 box contains 24 units	60101-000901
	MEGA-RISER ½"- 0.4 M LENGTH - ½" MTH - ½" FTH	64520-004910
	PLASTIC RISER ¾" M-F TH 40CM COMPLETE	65080-005060
	NETASTD 9M FXN HPPP 2" W/ 2"CONC 120 SETS/PALLET	60101-000964
	NETASTD 10M FXN HPPP 2" W/2"CONC 120 SETS/PALLET	60101-000965
	NETASTD 12M FXN HPPP 2" W/2"CONC 120 SETS/PALLET	60101-000966
	NETASTD 15M FXN HPPP 3" W/3"CONC 70 SETS/PALLET	60101-000967
	NETASTD 9M FXN HPPP 2" W/ 2"CONC 4 SETS/BOX	60101-000960
	NETASTD 10M FXN HPPP 2" W/ 2"CONC 4 SETS/BOX	60101-000961
	NETASTD 12M FXN HPPP 2" W/ 2"CONC 4 SETS/BOX	60101-000962
	NETASTD 15M FXN HPPP 3" W/ 3"CONC 4 SETS/BOX	60101-000963

Layout and Retrieval Machine

Hydraulic Machine

Product Description	Catalog Number
HYDRAULIC RETRIEVAL MACHINE FXN 2"-6" HE	77200-006566



Manual Machine

Product Description	Catalog Number
MANUAL RETRIEVAL MACHINE FOR FLEXNET 2"-4"	77200-001131



Manual Machine

Product Description	Catalog Number
MANUAL RETRIEVAL MACH FXN 2"-6" BOOST AN	77200-007120
AGRI SPOOL 6" 36" AN	77200-007121



Electrical Machine

Product Description	Catalog Number
ELECTRICAL RETRIEVAL MACHINE FOR FLEXNET 2"-4" [AC/1HP - 220V]	77200-000065



NETAFIM™

GROW MORE WITH LESS™

www.netafim.com