NETAFIM™
An Orbia business.



FlexNet™
Flexible Pipes

FlexNet™ Flexible Pipes

Innovative leak free mainline and sub-main pipes that are easy to install, retrieve and relocate. Made from reinforced polypropylene with integral fittings.



Benefits & Features

Saves labor	Reduced labor through simple and fast installation and retrieval, that is achieved due to low product weight, pre-ordered welded outlets at a spacing that match farmer needs, and specially-designed dripline connectors that require no glue or Teflon.
Leak free	Reduced weeding and muddy spots thanks to perfect sealing between the patented outlets and the pipe, that are guaranteed to provide top performance over many years.
Zero snaking	Driplines remain in the same position throughout the entire season due to avoidance of the "snaking" phenomenon that is prevalent with other sub-main pipes in the market.
High durability	Product longevity is achieved through unique weaving that provides both strength and light weight and thus allow numerous layings and retrievals. White colored for high thermal resistance, high chemical resistance and UV resistance.
Complete solution	Full suite of auxiliary products that ensure simplicity, connectivity and maintenance that guarantees product's extended performance.

Applications

Open field | Greenhouses | Mining

- Suitable for on-surface installation across a wide range of field conditions.



Specifications & Recommendations

	FlexNet™		FlexNet™ MP		FlexNet™ HP	
ISO 16438 Standard Compatibility	✓		✓		✓	
Available Diameters	2", 3", 4", 5", 6", 8", 10", 12"		2", 3", 4", 5", 6", 8", 10", 12"		2", 3", 4", 5," 6", 8"	
Coil Length	50 or 100 meter		50 or 100 meter		50 or 100 meter	
Welded Outlet Size	½" BSPT	¾" BSPT	½" BSPT	¾" BSPT	½" BSPT	¾" BSPT
Welded Outlet Color	Green	Gray	Green	Gray	Green	Gray
Colored Stripe For Easy Identification	Black		Black		Red	
Raw Material	PP		PP		PP	
Maximum Working Pressure	Depending on pipe diameter (see tables below)					

FlexNet™ Technical Data

FlexNet™	Inside Diameter (mm)	Wall Thickness (mm)	Outside Diameter (mm)	Max. Working Pressure (bar) ½", ¾"
2" / 51 mm	51.5	0.75	53.2	2.5
3" / 78 mm	78.3	0.75	80.0	2.0
4" / 102 mm	102.5	0.75	104.2	1.7
5" / 129 mm	129.0	0.75	130.5	1.5
6" / 163 mm	163.0	0.75	164.7	1.4
8" / 209 mm	209.0	0.75	210.7	1.0
10" / 260 mm	260.0	0.75	261.7	0.8
12" / 320 mm	320.0	0.75	321.7	0.65

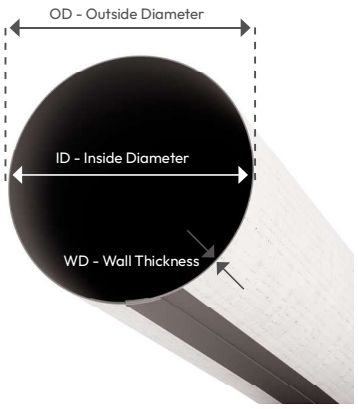

FlexNet™ Packaging Data

FlexNet™	Coil Length (m)	Dimensions Width x Diameter* (cm x cm)	Coil Weight Blank / With Connectors (kg)	Coils Per Pallet (units)	Coil Length (m)	Dimensions Width x Diameter (cm x cm)	Coil Weight Blank /With Connectors (kg)	Coils Per Pallet Blank /With Connectors (units)
2"/51 mm	100	10.0 x 70	12/13	20	50	10.0 x 55	6/7	30/20
3"/78 mm	100	14.2 x 70	17/18	14	50	14.2 x 55	8/9	21/14
4"/102 mm	100	18.5 x 70	21/22	12	50	18.5 x 55	11/12	18/12
5''/129 mm	100	22 x 70	26/27	10	50	22 x 55	13/14	15/10
6"/163 mm	100	27.5 x 70	32/33	8	50	27.5 x 55	16/17	12/8
8"/ 209 mm	100	33.5 x 70	40/41	6	50	33.5 x 55	20/21	9/6
10''/260 mm	100	42.5 x 70	49/50	4	50	42.5 x 55	25/26	6/4
12''/320 mm	100	51.5 x 70	60/61	4	50	51.5 x 55	30/31	6/4



- Coils dimensions may vary according to the spacing between the integral connectors.
- FXN LP TW coil weight is 20% higher than the table reference values.

FlexNet™ MP Technical Data

FlexNet™ MP	Inside Diameter (mm)	Wall Thickness* (mm)	Outside Diameter (mm)	Max. Working Pressure (bar) ½", ¾"
2" / 51 mm	51.5	0.75	53.2	3.0
3" / 78 mm	78.3	0.75	80.0	2.7
4" / 102 mm	102.5	0.75	104.2	2.5
5" / 129 mm	129.0	0.75	130.5	2.0
6" / 163 mm	163.0	0.75	164.7	1.8
8" / 209 mm	209.0	0.75	210.7	1.4
10" / 260 mm	260.0	0.75	261.7	
12" / 320 mm	320.0	0.75	321.7	

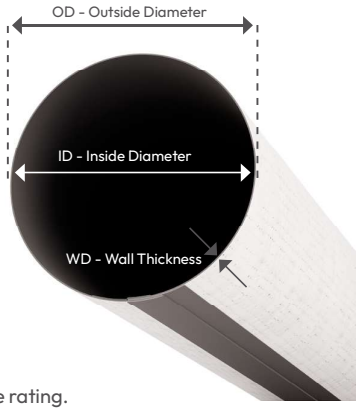

- The MP wall thickness is similar to the LP, but its different weaving structure results in a higher pressure rating.

FlexNet™ MP Packaging Data

FlexNet™ MP	Coil Length (m)	Dimensions Width x Diameter* (cm x cm)	Coil Weight Blank / With Connectors (kg)	Coils Per Pallet (units)	Coil Length (m)	Dimensions Width x Diameter (cm x cm)	Coil Weight Blank / With Connectors (kg)	Coils Per Pallet Blank / With Connectors (units)
2"/ 51 mm	100	10.0 x 70	12/13	20	50	10.0 x 55	6/7	30/20
3"/ 78 mm	100	14.2 x 70	17/18	14	50	14.2 x 55	8/9	21/14
4"/ 102 mm	100	18.5 x 70	21/22	12	50	18.5 x 55	11/12	18/12
5''/ 129 mm	100	22 x 70	26/27	10	50	22 x 55	13/14	15/10
6"/ 163 mm	100	27.5 x 70	32/33	8	50	27.5 x 55	16/17	12/8
8"/ 209 mm	100	33.5 x 70	40/41	6	50	33.5 x 55	20/21	9/6
10''/ 260 mm	100	42.5 x 70	49/50	4	50	42.5 x 55	25/26	6/4
12" / 320 mm	100	51.5 x 70	60/61	4	50	51.5 x 55	30/31	6/4



- Coils dimensions may vary according to the spacing between the integral connectors.

FlexNet™ HP Technical Data

FlexNet™ HP	Inside Diameter (mm)	Wall Thickness (mm)	Outside Diameter (mm)	Max. Working Pressure (bar) ½"	Max. Working Pressure (bar) ¾"
2" / 51mm	51.5	1.1	53.7	4.0	4.0
3" / 78mm	78.3	1.1	80.5	4.0	4.0
4" / 102mm	102.5	1.1	104.7	4.0	4.0
5" / 129mm	129.0	1.1	131.2	3.0	3.0
6" / 163mm	163.0	1.1	165.2	2.8	2.5
8" / 209mm	209.0	1.1	210.7	2.0	1.8

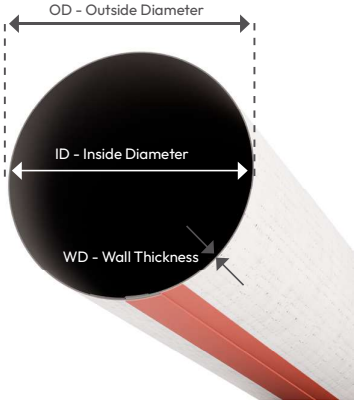

FlexNet™ HP Packaging Data

FlexNet™ HP	Coil Length (m)	Dimensions Width x Diameter* (cm x cm)	Coil Weight Blank / With Connectors (kg)	Coils Per Pallet (units)	Coil Length (m)	Dimensions Width x Diameter (cm x cm)	Coil Weight Blank / With Connectors (kg)	Coils Per Pallet (units)
2"/ 51mm	100	9.0 x 70	17/19	20	50	9.0 x 55	9/10	20
3"/ 78mm	100	14.0 x 70	24/26	14	50	14.0 x 55	13/14	14
4"/ 102mm	100	18.5 x 70	31/32	12	50	18.5 x 55	16/17	12
5" / 129mm	100	22.0 x 70	38/39	10	50	22.0 x 55	17/18	10
6"/ 163mm	100	27.5 x 70	47/48	8	50	27.5 x 55	24/25	8
8"/ 209mm	100	33.5 x 70	58/59	6	50	33.5 x 55	29/30	6



- Coils dimensions may vary according to the spacing between the integral connectors.

FlexNet™ Packaging Data within Container

Diameter	Pallets in a 40 foot HC container	Coils in a 40 foot HC container	Total meters in a 40 foot HC container	Pallets in a 20 foot container	Coils in a 20 foot container	Total meters in a 20 foot container
2"	44	880	88,000	20	400	40,000
3"		616	61,600		280	28,000
4"		528	52,800		240	24,000
5"		440	44,000		200	20,000
6"		352	35,200		160	16,000
8"		264	26,400		120	12,000
10"		176	17,600		80	8,000
12"		176	17,600		80	8,000



- Calculated for a 100 m coil length.
- A 40 foot High Cube (HC) container with an internal height of 2.69 m, providing improved volume utilization.

Catalog Numbers

Because of the wide range of available configurations, the final catalog number must be confirmed with your local Netafim™ representative after completing the product definition.
Complete the product specification using the options provided in the following flow chart.
How to use: Select one option from each category in the chart to define the most appropriate product configuration for your application.

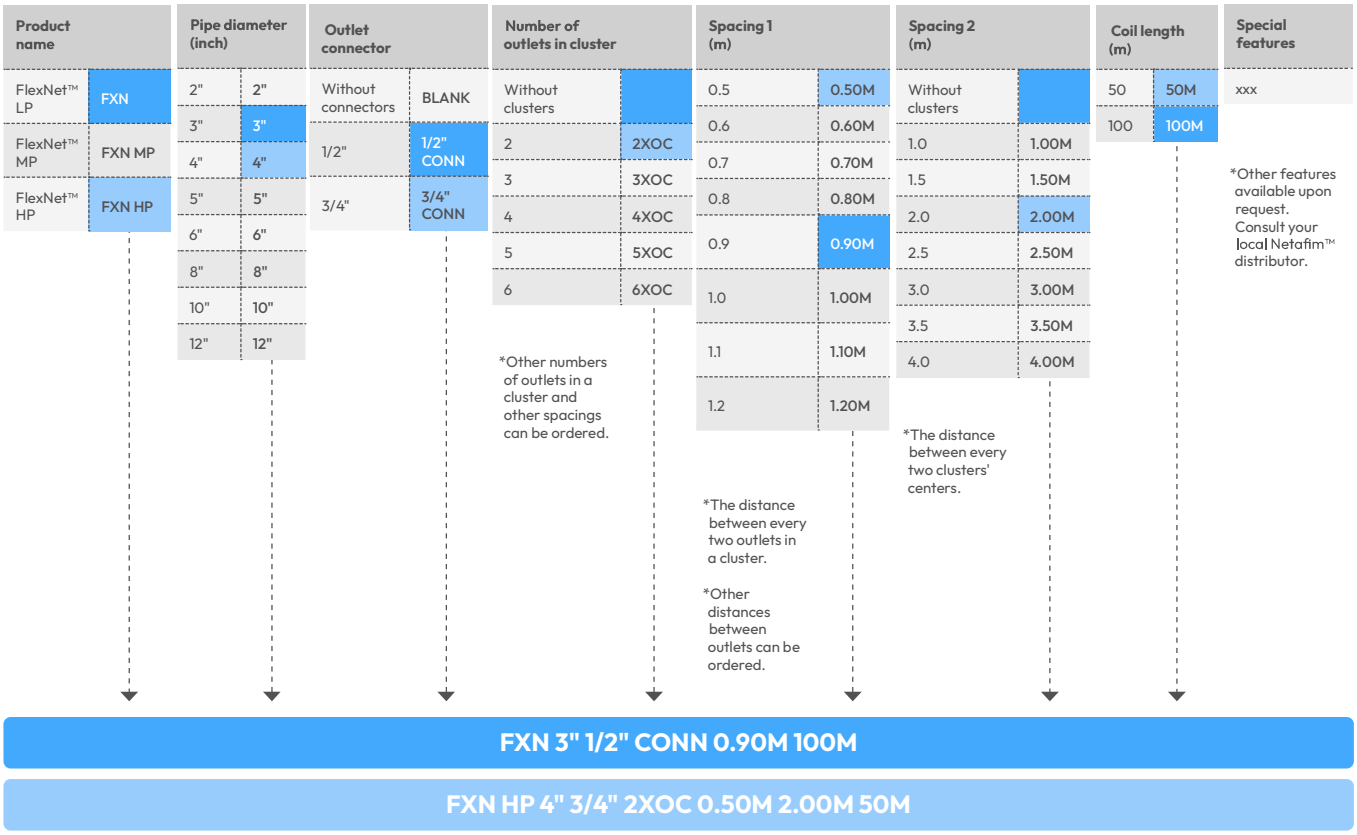

Catalog description example

- Additional catalog numbers, connector spacing options, and configurations are available through the FlexNet™ Online Configurator http: productconfig.netafim.com/ or upon request.
- FXN LP TW catalog numbers available in MG 43002 with TW added to the material description.

FlexNet™ to Dripline Connectors

- To use with integral welded connectors.
- All connectors are compatible with LP, MP and HP.
- Pictures are illustrative only. Not Shown to scale or in actual colors.

Start Connector for TWD/MWD* Driplines

Ring		Elbow	Elbow ***	Tee	Tee ***
Product Picture					
12 mm	½"	32500-003350	-	32500-002560	-
	¾"	-	-	-	-
16 mm	½"	32500-015381	32500-015380 32500-017600	32500-015341	32500-015340 32500-017600
	¾"	32510-000140**	-	32510-000240**	-
22 mm	½"	32500-034020	32500-034000 32500-017740	32500-034120	32500-034100 32500-017740
	¾"	32510-000160**	-	32510-000260**	-
25 mm	½"	32500-034220	-	32500-034320	-
	¾"	-	-	-	-

Twist Lock		Elbow	Tee
Product Picture			
16 mm	½"	32520-000160	32520-000260
	¾"	32520-000170	32520-000270
22 mm	½"	32520-000180	32520-000280
	¾"	32520-000190	32520-000290

Ring DL Valves ****		Elbow	Tee
Product Picture			
16 mm	½"	32540-100010	32540-100030
22 mm	½"	32540-100020	32540-100040

* TWD - Thin Wall Driplines / MWD - Medium Wall Driplines.
** Up to 20.0 mil.
*** For MWD.
**** Up to 15.0 mil.

Start Connector for HWD* Driplines

Barb		Elbow	Tee
Product Picture			
16 mm	½"	32500-012700	32500-011600
	¾"	32500-012800	32500-011800
20 mm	½"	32500-014500	32500-014550
	¾"	32500-010100	32500-008800

Twist Lock HWD		Elbow	Tee
Product Picture			
16 mm	½"	32530-000150	32530-000250
	¾"	32530-000160	32530-000260
20 mm	½"	32530-000170	32530-000270
	¾"	32530-000180	32530-000280

* HWD - Heavy Wall Driplines.

FlexNet™ Connectors Kits

Note: All the products are supplied as a kit including the seal and metal band.

Product Picture	Product Description	Catalog Number	FlexNet™	FlexNet™ MP	FlexNet™ HP
Coupling Connector					
	FXN COUPLING 2" X 2" KIT	43040-018000	✓	✓	✓
	FXN COUPLING 3" X 3" KIT	43040-018150	✓	✓	✓
	FXN COUPLING 4" X 4" KIT	43040-018300	✓	✓	✓
	FXN COUPLING 5" X 5" KIT	43040-018305	✓	✗	✗
	FXN COUPLING 6" X 6" KIT	43040-031600	✓	✗	✗
	FXN COUPLING 8" X 8" KIT	43040-031700	✓	✗	✗
	FXN COUPLING 10" X 10" KIT	43040-031800	✓	✗	✗
	FXN COUPLING 12" X 12" KIT	43040-031900	✓	✗	✗
	FXN HP COUPLING 5" X 5" KIT 4 CLAMP	43040-100703	✓	✓	✓
	FXN HP COUPLING 6" X 6" KIT 4 CLAMP	43040-100600	✓	✓	✓
	FXN HP COUPLING 8" X 8" KIT 4 CLAMP	43040-100700	✓	✓	✓
Coupling Connector with Ready Made Port*					
	FXN COUPLING 2"+½ FTH BSP KIT	43040-030600	✓	✓	✓
	FXN COUPLING 3"+½" FTH BSP KIT	43040-030700	✓	✓	✓
	FXN COUPLING 4"+½" FTH BSP KIT	43040-030800	✓	✓	✓

* ½" threaded outlet

Line End Cap Connector

	FXN LINE END CAP 2" KIT	43040-020710	✓	✓	✓
	FXN LINE END CAP 3" KIT	43040-020720	✓	✓	✓
	FXN LINE END CAP 4" KIT	43040-020730	✓	✓	✓
	FXN LINE END CAP 6" KIT	43040-000400	✓	✗	✗
	FXN LINE END CAP 8" KIT	43040-000401	✓	✗	✗
	FXN LINE END CAP 10" KIT	43040-000402	✓	✗	✗
	FXN LINE END CAP 12" KIT	43040-000403	✓	✗	✗
Barb x MTH BSP Adaptor					
	FXN MTH 2"BSP X 2" KIT	43040-018050	✓	✓	✓
	FXN MTH 3"BSP X 3" KIT	43040-018200	✓	✓	✓
	FXN MTH 4"BSP X 4" KIT	43040-018350	✓	✓	✓
Barb x MTH NPT Adaptor					
	FXN MTH 2"NPT X 2" KIT	43040-018205	✓	✓	✓
	FXN MTH 3"NPT X 3" KIT	43040-018210	✓	✓	✓
	FXN MTH 4"NPT X 4" KIT	43040-018380	✓	✓	✓

Product Picture	Product Description	Catalog Number	FlexNet™	FlexNet™ MP	FlexNet™ HP
Barb x MTH BSP Adaptor with Ready Made Port*					
	FXN MTH 2"BSP X 2"+½" FTH BSP KIT	43040-030900	✓	✓	✓
	FXN MTH 3"BSP X 3"+½ FTH BSP KIT	43040-031000	✓	✓	✓
	FXN MTH 4"BSP X 4"+½" FTH BSP KIT	43040-031100	✓	✓	✓
Barb x PVC SW Adaptor					
	FXN SW ADAPTER ISO 50/63 X 2" KIT	43040-018100	✓	✓	✓
	FXN SW ADAPTER ISO 75/90 X 3" KIT	43040-018250	✓	✓	✓
	FXN SW ADAPTER ISO 110" X 4" KIT	43040-018400	✓	✓	✓
	FXN SW ADAPTER ASTM 1½/2" X 2" KIT	43040-018605	✓	✓	✓
	FXN SW ADAPTER ASTM 2½/3" X 3" KIT	43040-018610	✓	✓	✓
	FXN SW ADAPTER ASTM 4" X 4" KIT	43040-018381	✓	✓	✓
	FXN SW ADAPTER ISO 125MM X 5" KIT	43040-018306	✓	✗	✗
	FXN SW ADAPTER ISO 160MM X 6" KIT	43040-032000	✓	✗	✗
	FXN SW ADAPTER ISO 200MM X 8" KIT	43040-032100	✓	✗	✗
	FXN SW ADAPTER ISO 250MM X 10" KIT	43040-032200	✓	✗	✗
	FXN SW ADAPTER ISO 315MM X 12" KIT	43040-032300	✓	✗	✗
	FXN SW ADAPTER ASTM 6" KIT	43040-032400	✓	✗	✗
	FXN SW ADAPTER ASTM 8" KIT	43040-032500	✓	✗	✗
	FXN SW ADAPTER ASTM 10" KIT	43040-032600	✓	✗	✗
	FXN SW ADAPTER ASTM 12" KIT	43040-032700	✓	✗	✗
	FXN HP SW ISO 129MM X 5" KIT 2 CLAMP	43040-100704	✓	✓	✓
	FXN HP SW ISO 160MM X 6" KIT 2 CLAMP	43040-100601	✓	✓	✓
	FXN HP SW ISO 200MM X 8" KIT 2 CLAMP	43040-100701	✓	✓	✓
	FXN HP SW ASTM 6" X 6" KIT 2 CLAMP	43040-100602	✓	✓	✓
	FXN HP SW ASTM 8" X 8" KIT 2 CLAMP	43040-100702	✓	✓	✓
Barb x PVC SW ISO Adaptor with Ready Made Port*					
	FXN SW ADAPTER ISO 50/63 X 2"+½" FTH KIT	43040-031200	✓	✓	✓
	FXN SW ADAPTER ISO 75/90*3"+½" FTH KIT	43040-031300	✓	✓	✓
	FXN SW ADAPTER ISO 110" X 4"+½" FTH KIT	43040-031400	✓	✓	✓
Elbow Connector					
	FXN ELBOW 2" X 2" KIT	43040-018900	✓	✓	✓
	FXN ELBOW 3" X 3" KIT	43040-019000	✓	✓	✓
	FXN ELBOW 4" X 4" KIT	43040-019100	✓	✓	✓
	FXN ELBOW 6" X 6" KIT	43040-000410	✓	✗	✗
	FXN ELBOW 8" X 8" KIT	43040-000411	✓	✗	✗
	FXN ELBOW 10" X 10" KIT	43040-000412	✓	✗	✗
	FXN ELBOW 12" X 12" KIT	43040-000413	✓	✗	✗

* ½" threaded outlet.

* ½" threaded outlet.

Product Picture	Product Description	Catalog Number	FlexNet™	FlexNet™ MP	FlexNet™ HP
"T" Connector					
	FXN TEE 2" X 2" X 2" KIT	43040-019500	✓	✓	✓
	FXN TEE 3" X 3" X 3" KIT	43040-019600	✓	✓	✓
	FXN TEE 4" X 4" X 4" KIT	43040-019700	✓	✓	✓
	FXN TEE 6" X 6" X 6" KIT	43040-	✓	✗	✗
	FXN TEE 8" X 8" X 8" KIT	43040-000421	✓	✗	✗
	FXN TEE 10" X 10" X 10" KIT	43040-000422	✓	✗	✗
	FXN TEE 12" X 12" X 12" KIT	43040-000423	✓	✗	✗
"T" Transition Connector					
	FXN TEE 3" X 2" X 3" KIT	43040-020100	✓	✓	✓
	FXN TEE 4" X 3" X 4" KIT	43040-020200	✓	✓	✓
Transition Connector					
	FXN REDUCING ADAPTER 3" X 2" KIT	43040-020300	✓	✓	✓
	FXN REDUCING ADAPTER 4" X 3" KIT	43040-020400	✓	✓	✓
	FXN REDUCING ADAPTER 6" X 4" KIT	43040-031608	✓	✗	✗
	FXN REDUCING ADAPTER 8" X 6" KIT	43040-000430	✓	✗	✗
	FXN REDUCING ADAPTER 10" X 8" KIT	43040-000431	✓	✗	✗
	FXN REDUCING ADAPTER 10" X 12" KIT	43040-000435	✓	✗	✗
Flange-Barb					
	FXN FLANGE ISO63 X 2" KIT	43040-030000	✓	✓	✓
	FXN FLANGE ISO90 X 3" KIT	43040-030100	✓	✓	✓
	FXN FLANGE ISO110 X 4" KIT	43040-030200	✓	✓	✓
	FXN FLANGE ISO160 X 6" KIT	43040-000300	✓	✗	✗
	FXN FLANGE ISO200 X 8" KIT	43040-000301	✓	✗	✗
	FXN FLANGE ISO260 X 10" KIT	43040-000302	✓	✗	✗
	FXN FLANGE ISO320 X 12" KIT	43040-000303	✓	✗	✗
Flushing Line End					
	FXN FLUSH VALVE X 2" KIT	43040-030300	✓	✓	✓
	FXN FLUSH VALVE X 3" KIT	43040-030400	✓	✓	✓
	FXN FLUSH VALVE X 4" KIT	43040-030500	✓	✓	✓
	FXN FLUSH VALVE X 6" KIT	43040-030501	✓	✗	✗
	FXN FLUSH VALVE X 8" KIT	43040-030502	✓	✗	✗
	FXN FLUSH VALVE X 10" KIT	43040-030503	✓	✗	✗
	FXN FLUSH VALVE X 12" KIT	43040-030504	✓	✗	✗

- If you work with LP pressures with MP pipe, you are allowed to use LP connectors.
- Recommended tightening torque [2"-14NM, 3"-4"-17NM, 6"-12"=22NM].
- Two clamps on each side are needed with HP connectors 5" and above due to nominal pressure.

FlexNet™ Connectors Threading Tools

Product Picture	Product Description	Catalog Number	FlexNet™	FlexNet™ MP	FlexNet™ HP
	½" BSP HAND TAP (THREAD)	45000-003185	✓	✓	✓
	FLAT WOOD DRILL BIT 18MM FOR BSP ½" TAP	45000-003162	✓	✓	✓

FlexNet™ Spare Parts

Product Picture	Product Description	Catalog Number	FlexNet™	FlexNet™ MP	FlexNet™ HP
	FXN SS304 CLAMP 2"	43040-100000	✓	✓	✓
	FXN SS304 CLAMP 3"	43040-100010	✓	✓	✓
	FXN SS304 CLAMP 4"	43040-100020	✓	✓	✓
	FXN SS304 CLAMP 5"	43040-018309	✓	✓	✓
	FXN SS304 CLAMP 6"	43040-100030	✓	✓	✓
	FXN SS304 CLAMP 8"	43040-100040	✓	✓	✓
	FXN SS304 CLAMP 10"	43040-100050	✓	✓	✓
	FXN SS304 CLAMP 12"	43040-100060	✓	✓	✓
	FXN ORING SEAL EPDM 40*4.538 FOR 2"	43040-006200	✓	✓	✓
	FXN ORING SEAL EPDM 60X4.5 FOR 3"	43040-006230	✓	✓	✓
	FXN ORING SEAL EPDM 80X4.5 FOR 4"	43040-006260	✓	✓	✓
	FXN RUBBER SEAL F/BARB CONN. 5"	43040-018310	✓	✓	✓
	FXN RUBBER SEAL F/BARB CONN. 6"	43020-010000	✓	✓	✓
	FXN RUBBER SEAL F/BARB CONN. 8"	43020-010050	✓	✓	✓
	FXN RUBBER SEAL F/BARB CONN.10"	43020-010100	✓	✓	✓
	FXN RUBBER SEAL F/BARB CONN.12"	43020-010150	✓	✓	✓
	FXN PLUG ½" MTH+O RING/50 BAG	42000-027105	✓	✓	✓
	FXN PLUG ½" MTH+O RING/100 BAG	42000-027110	✓	✓	✓
	NETAFIX NFP PUNCTURE FIX KIT BOX	42000-007000	✓	✓	✓
	NETAFIX NFP SPARE PARTS /20 BAG	42000-007010	✓	✓	✓

FlexNet™ Accessories for Sprinklers System

Product Picture	Product Description	Catalog Number
	FEMALE PRESS FIT CONN. + 1.2 METER 9*12 TUBE + BARB/MALE F&S CONNECTION These 3 products are supplied assembled, and as separate products in the same box: flat female ½" male threaded s&f conn. + stake adapter that fits a 6mm rod	64020-006150
	IMP SPR STAND 9X12 120CM W/OSTK F&S FLX	64520-004910
	SPR STAND QUICK CONN MALE/BARB 12+"O" RING	65080-005060
	SPR STAND FTN F&S CONN FEMALE/ ½" MTH	65080-005210
	SPR STAND F&S CONN LOCKING SLEEVE 12	65080-005090
	MEGA-BASE	64520-002480
	MEGA-SUPPORTING ARM	64520-002485
	MEGA-RISER ½" 0.4 METER LENGTH ½" MALE THREADED - ½" FEMALE THREADED	64520-002490
	METAL ROD, 6 MM DIAMETER, 100 CM LENGTH	65080-001100
	METAL ROD, 6 MM DIAMETER, 120 CM LENGTH	65080-001200
	METAL ROD, 8 MM DIAMETER, 100 CM LENGTH	65080-001600
	METAL ROD, 8 MM DIAMETER, 120 CM LENGTH	65080-001700

- For more information please see Netafim™ Micro Sprinklers, Micro Emitters & Sprinklers catalogue.

NetaStand™ Catalog Numbers

Product Picture	Product Description	Catalog Number
	BASE NETASTAND FTH ½"-24/CAR: BASE FOR ½" RISER Order by box: 1 box contains 24 units	60101-000900
	BASE NETASTAND FTH ¾"-24/CAR. BASE FOR ¾" RISER Order by box: 1 box contains 24 units	60101-000901
	MEGA-RISER ½"- 0.4 M LENGTH - ½" MTH - ½" FTH	64520-004910
	PLASTIC RISER ¾" M-F TH 40CM COMPLETE	65080-005060
	NETASTD 9M FXN HPPP 2" W/ 2"CONC 120 SETS/PALLET	60101-000964
	NETASTD 10M FXN HPPP 2" W/2"CONC 120 SETS/PALLET	60101-000965
	NETASTD 12M FXN HPPP 2" W/2"CONC 120 SETS/PALLET	60101-000966
	NETASTD 15M FXN HPPP 3" W/3"CONC 70 SETS/PALLET	60101-000967
	NETASTD 9M FXN HPPP 2" W/ 2"CONC 4 SETS/BOX	60101-000960
	NETASTD 10M FXN HPPP 2" W/ 2"CONC 4 SETS/BOX	60101-000961
	NETASTD 12M FXN HPPP 2" W/ 2"CONC 4 SETS/BOX	60101-000962
	NETASTD 15M FXN HPPP 3" W/ 3"CONC 4 SETS/BOX	60101-000963

Layout and Retrieval Machine

Hydraulic Machine

Product Description	Catalog Number
HYDRAULIC RETRIEVAL MACHINE FXN 2"-6" HE	77200-006566



Manual Machine

Product Description	Catalog Number
MANUAL RETRIEVAL MACHINE FOR FLEXNET 2"-4"	77200-001131



Manual Machine

Product Description	Catalog Number
MANUAL RETRIEVAL MACH FXN 2"-6" BOOST AN	77200-007120
AGRI SPOOL 6" 36" AN	77200-007121



Electrical Machine

Product Description	Catalog Number
ELECTRICAL RETRIEVAL MACHINE FOR FLEXNET 2"-4" [AC/1HP - 220V]	77200-000065



NETAFIM™

GROW MORE WITH LESS™

www.netafim.com